


OPTIX RECESSED 1250X310 2L TW ALU SSC01

Item No: 2023697

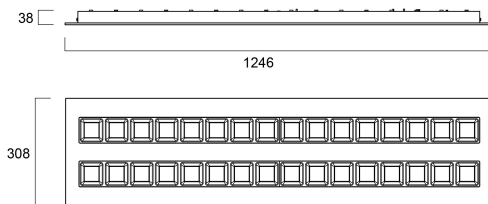
Concord



OPTIX RECESSED 1250X310 2L TW ALU SSC01 is a high efficacy low glare luminaire for office and education applications. Ceiling recessed 1250x310 mm. Alumined plastic extra low glare optics in 2 lines configuration. White RAL9016 fixture body. SylSmart Standalone controlled tunable white light engine, CRI>80, chromaticity tolerance of 3-step MacAdam ellipse. Luminous flux 3600lm. Power consumption 27W. Luminaire efficacy 133lm/W. Lifespan: 48,500 hours L90B10. UGR<16, Luminance at 65°<200 Cd/m², IK07, IP20. Photobiological safety risk group 0. Electrical protection Class I. Glow wire test 850°C

Technical Assets

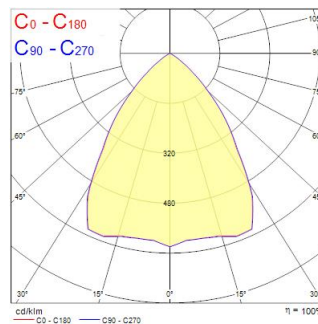
Dimensions (mm)



Photometrics

Distance [m]	Cone diameter [m]	Beam diameter [m]	Beam diameter [in]	Illuminance [lx]
0.5	0.79	0.79	31.3"	790
	0.76	0.76	30.3"	830
1.0	1.58	1.57	31.3"	490
	1.57	1.57	30.3"	520
1.5	2.37	2.35	31.3"	320
	2.35	2.35	30.3"	340
2.0	3.16	3.14	31.3"	240
	3.14	3.14	30.3"	250
2.5	3.95	3.92	31.3"	190
	3.92	3.92	30.3"	200
3.0	4.74	4.70	31.3"	160
	4.70	4.70	30.3"	170

Distance [m] Cone diameter [m] Illuminance [lx]
 — C0 - C180 (Half beam angle: 76.2°)
 — C90 - C270 (Half beam angle: 76.6°)



OPTIX RECESSED 1250X310 2L TW ALU SSC01

Item No: 2023697

Concord

General data

Product name	OPTIX RECESSED 1250X310 2L TW ALU SSC01
Technology	LED
Cap/Base	N/A
Housing	Steel
Mount	Ceiling recessed mounting
Built in presence detector	NONE
Fixture rating	Enclosed
General application	Office, Education
Operating temperature range (°C)	10°C...+25°C
Performance ambient temperature Tq (°C)	25
Virtual assistant compatibility	N/A
ETIM Class	EC002892
Warranty	5 years

Optical data

Fixture luminous flux (lm)	3200
Luminaire efficacy (lm/W)	107
Light colour	Tuneable White
CRI (Ra)	80
Colour Variation Initial (SDCM)	SDCM3
Distribution type	Symmetric
Glare control	< 16
Photobiological Risk Group	RG1

Electrical data

Emergency type	
Total power consumption (W)	31
Primary Supply/Product voltage - min (V)	220
Primary Supply/Product voltage - max (V)	240
Lamp power factor	0.97
THD (at 230 V, 50 Hz, full load, at 100% dimming level) ≤ xx.x %	10
Electrical protection	Class I
Control gear required	No
Control gear type	LED driver constant current
Dimmable	Yes
Dimming method	SylSmart Standalone (SSC)
Minimum dimming level (%)	1
Drive current (mA)	600
Inrush Current (A)	29
Inrush Duration (µs)	180
Energy Efficiency Class (A->G) of contained light source	D
Nominal Frequency (Hz)	50/60Hz
LED Flickering Rate	Ultra low (5% or less)
Max. products per 10A C Breaker	21
Max. products per 13A C Breaker	28
Max. products per 16A C Breaker	36
Max. products per 20A C Breaker	45
Max. products per 10A B Breaker	13
Max. products per 13A B Breaker	17
Max. products per 16A B Breaker	22
Max. products per 20A B Breaker	27
Connectable conductor cross section - Min (mm ²)	0.75
Connectable conductor cross section - Max (mm ²)	2.5

OPTIX RECESSED 1250X310 2L TW ALU SSC01

Item No: 2023697

Concord

Lifetime data

Lifespan L70 B50	120000
Lifespan L80 B20	107500
Lifespan L90 B10	48500

Physical data

Housing colour	RAL 9016 - Traffic white / Bezel
IP rating	IP20
IK rating	IK07
Diffuser finish	Matt/satinized
Diffuser material	PC Polycarbonate
Reflector finish	High-gloss
Nominal Product Length (mm)	1246
Nominal Product Width (mm)	308.5
Nominal Product Height (mm)	38
Weight (kg)	5.7

Packaging

Product EAN number	5025768236978
Packaging single length / height (cm)	137.0
Packaging single width (cm)	36.0
Packaging single depth (cm)	9.0
DUN14 (inner)	05025768236978
Units per outer package	1
Packaging outer length / height (cm)	137.0
Packaging outer width (cm)	36.0
Packaging outer depth (cm)	9.0

Safety data

Glow Wire Test (°C)	850
Optimal operating condition (°C)	10-25