


# OPTIX RECESSED 600 3L LUMI HCL TW ALU SSC

Item No: 2023846

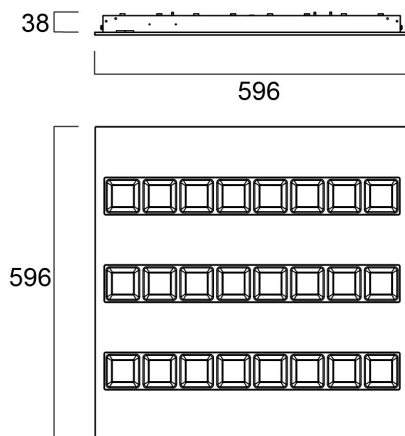
Concord



OPTIX RECESSED 600 3L LUMI HCL TW ALU SSC is a ceiling recessed luminaire for office and education applications with Aluminised plastic extra low glare optics and RAL9016 colour fixture body. SylSmart Standalone controlled tunable white light engine. 2700-6200K Tunable White LED, chromaticity tolerance of 3-step MacAdam ellipse. For 2700K - Colour rendering index Ra >98; Melanopic Ratio MEER: 0.528; Fidelity Index Rf: 97; Gamut Index Rg: 101. For 4000K - Colour rendering index Ra >96; Melanopic Ratio MEER: 0.822; Fidelity Index Rf: 95; Gamut Index Rg: 101. For 6200K - Colour rendering index Ra >99; Melanopic Ratio MEER: 1.077; Fidelity Index Rf: 96; Gamut Index Rg: 99. For 4000K luminous flux: 3500lm. Power consumption: 38W. Luminaire efficacy: 92lm/W. UGR<16 Luminance at 65°<200 Cd/m2, IK07, IP20. Photobiological safety risk group 0. Electrical protection Class I. Glow wire test 850°C. 68,000hrs L80B20 lifespan.

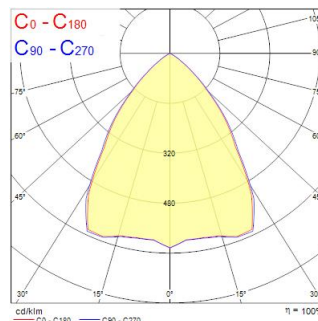
## Technical Assets

### Dimensions (mm)



### Photometrics

Distance [m]	Cone diameter [m]	Beam diameter [m]	Beam diameter [ft]	Illuminance [lx]
0.5	0.78	0.78	2.56'	2746
			8.4"	2198
			27.9"	238
1.0	1.59	1.56	5.11'	2187
			20.4"	354
			27.9"	239
1.5	2.38	2.34	7.81'	972
			30.4"	267
			27.9"	240
2.0	3.17	3.11	10.40'	547
			38.1"	153
			27.9"	135
2.5	3.96	3.89	13.00'	360
			38.1"	85
			27.9"	68
3.0	4.76	4.67	15.62'	243
			38.1"	59
			27.9"	50



# OPTIX RECESSED 600 3L LUMI HCL TW ALU SSC

Item No: 2023846

## Concord

### General data

Product name	OPTIX RECESSED 600 3L LUMI HCL TW ALU SSC
Technology	LED
Cap/Base	N/A
Housing	Steel
Mount	Ceiling recessed mounting
Built in presence detector	NONE
Fixture rating	Enclosed
General application	Office, Education
Operating temperature range (°C)	10°C...+25°C
Performance ambient temperature Tq (°C)	25
Virtual assistant compatibility	N/A
ETIM Class	EC002892
Warranty	5 years

### Optical data

Fixture luminous flux (lm)	3510
Luminaire efficacy (lm/W)	93
Light colour	Tuneable White HCL
CRI (Ra)	95
Colour Variation Initial (SDCM)	SDCM3
Colour Consistency (SDCM)	3
Distribution type	Symmetric
Glare control	< 16
Photobiological Risk Group	RG1

### Electrical data

Emergency type	
Total power consumption (W)	38
Primary Supply/Product voltage - min (V)	220
Primary Supply/Product voltage - max (V)	240
Lamp power factor	0.95
THD (at 230 V, 50 Hz, full load, at 100% dimming level) ≤ xx.x %	10
Electrical protection	Class I
Control gear required	No
Control gear type	LED driver constant current
Dimmable	Yes
Dimming method	SylSmart Standalone (SSC)
Minimum dimming level (%)	1
Drive current (mA)	165
Inrush Current (A)	23
Inrush Duration (µs)	290
Energy Efficiency Class (A->G) of contained light source	E
Nominal Frequency (Hz)	50/60Hz
LED Flickering Rate	Ultra low (5% or less)
Max. products per 10A C Breaker	13
Max. products per 16A C Breaker	19
Max. products per 10A B Breaker	11
Max. products per 16A B Breaker	19
Connectable conductor cross section - Min (mm <sup>2</sup> )	0.75
Connectable conductor cross section - Max (mm <sup>2</sup> )	2.5

### Lifetime data

Lifespan L70 B50	100000
Lifespan L80 B20	68000

# OPTIX RECESSED 600 3L LUMI HCL TW ALU SSC

Item No: 2023846

## Concord

### Physical data

Housing colour	RAL 9016 - Traffic white / Bezel
IP rating	IP20
IK rating	IK07
Diffuser finish	Matt/satinized
Diffuser material	PC Polycarbonate
Reflector finish	High-gloss
Nominal Product Length (mm)	596
Nominal Product Width (mm)	596
Nominal Product Height (mm)	38
Weight (kg)	5.0

### Packaging

Product EAN number	5025768238460
Packaging single length / height (cm)	62.0
Packaging single width (cm)	6.5
Packaging single depth (cm)	65.0
DUN14 (inner)	05025768238460
Units per outer package	1
Packaging outer length / height (cm)	62.0
Packaging outer width (cm)	6.5
Packaging outer depth (cm)	65.0

### Safety data

Glow Wire Test (°C)	850
Optimal operating condition (°C)	10-25