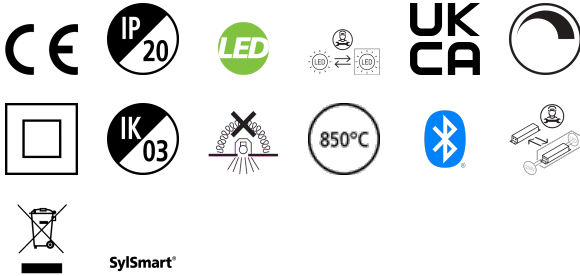


OFFICELYTE 1200 4000K HE SSA01D

Item No: 2069527


Concord



Concord OFFICELYTE 1200 4000K HE SSA01D is a high performance low glare luminaire for offices and education applications. Suitable for lay in, as well as for pull up, into concealed grid and plasterboard ceilings with our optional wedge accessory kits suitable. Optical solution is a combination of Tp(a) rated central prismatic and side diffusers. Painted steel housing with RAL 9016 finishing colour. 1196x296x60mm dimensions. 3450lm luminous flux, 28W total power consumption, 123lm/W efficacy level, CRI80 4000K (Neutral white) LED light sources with chromaticity tolerance of 3-step MacAdam ellipse. Conforming to EN 12464-1 for indoor work places, UGR<19. IK03 impact resistance, IP20 ingress protection level. IEC Class II electrical protection. Photobiological Risk Group 1. Lifespan 93k hours at L80B50. Glow Wire test 850°C. SylSmart Connected enabled BT driver.

Technical Assets

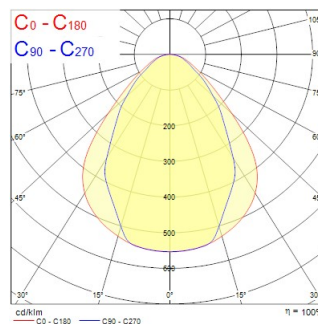
Dimensions (mm)



Photometrics

Distance [m]	Cone diameter [m]	Beam diameter [m]	Beam diameter [m]	Illuminance [lx]
0.5	0.71 0.96	0.71 0.96	0.71 0.96	7637 2062
1.0	1.43 1.92	1.43 1.92	1.43 1.92	1909 516
1.5	2.14 2.88	2.14 2.88	2.14 2.88	849 230
2.0	2.85 3.84	2.85 3.84	2.85 3.84	477 130
2.5	3.57 4.80	3.57 4.80	3.57 4.80	306 83
3.0	4.28 5.76	4.28 5.76	4.28 5.76	212 57

Distance [m] Cone diameter [m] Illuminance [lx]
 — C0 - C180 (Half beam angle: 88.0°)
 — C90 - C270 (Half beam angle: 71.0°)



OFFICELYTE 1200 4000K HE SSA01D

Item No: 2069527

Concord

General data

Product name	OFFICELYTE 1200 4000K HE SSA01D
Technology	LED
Cap/Base	N/A
Housing	Steel
Mount	Ceiling recessed mounting
Built in presence detector	NONE
General application	Office, Education
Operating temperature range (°C)	5°C...+35°C
Performance ambient temperature Tq (°C)	25
Virtual assistant compatibility	N/A
ETIM Class	EC002892
Warranty	5 years

Optical data

Fixture luminous flux (lm)	3450
Luminaire efficacy (lm/W)	123
Correlated colour temperature (k)	4000
Light colour	Neutral White
CRI (Ra)	80
Colour Variation Initial (SDCM)	SDCM3
Beam Angle (°)	80
Distribution type	Symmetric
Glare control	< 19
Photobiological Risk Group	RG1

Electrical data

Emergency type	
Total power consumption (W)	28
Primary Supply/Product voltage - min (V)	220.0
Primary Supply/Product voltage - max (V)	240.0
Lamp power factor	0.95
THD (at 230 V, 50 Hz, full load, at 100% dimming level) ≤ xx.x %	10
Electrical protection	Class II
Control gear required	No
Control gear type	LED driver constant current
Dimmable	Yes
Dimming method	SylSmart Connected (SSA)
Minimum dimming level (%)	1
Drive current (mA)	750
Inrush Current (A)	20
Inrush Duration (µs)	25
Energy Efficiency Class (A->G) of contained light source	C
Nominal Frequency (Hz)	50/60Hz
LED Flickering Rate	Ultra low (5% or less)
Max. products per 10A C Breaker	50
Max. products per 16A C Breaker	60
Max. products per 16A B Breaker	55
Connectable conductor cross section - Min (mm ²)	0.75
Connectable conductor cross section - Max (mm ²)	2.5

Lifetime data

Lifespan L70 B50	100000
Lifespan L80 B50	93000
Lifespan L90 B50	45000

OFFICELYTE 1200 4000K HE SSA01D

Item No: 2069527

Concord

Physical data

Housing colour	RAL 9016 - Traffic white / Bezel
IP rating	IP20
IK rating	IK03
Diffuser finish	Prismatic
Diffuser material	PC Polycarbonate
Reflector finish	Not Applicable
Nominal Product Length (mm)	1196
Nominal Product Width (mm)	296
Nominal Product Height (mm)	60
Weight (kg)	5.0

Packaging

Product EAN number	5025768695270
Packaging single length / height (cm)	154.0
Packaging single width (cm)	34.0
Packaging single depth (cm)	7.2
DUN14 (inner)	05025768695270
Units per outer package	1
Packaging outer length / height (cm)	154.0
Packaging outer width (cm)	34.0
Packaging outer depth (cm)	7.2

Safety data

Glow Wire Test (°C)	850
Optimal operating condition (°C)	5-35