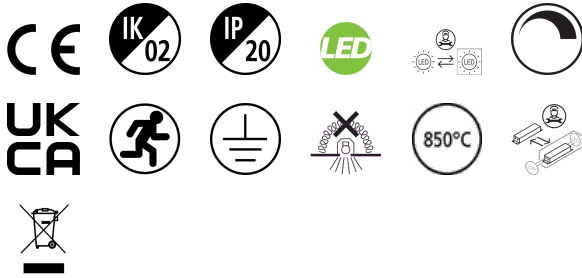


Solstice 200 2250lm 940 DALI ST Surface Mounted

Item No: 2070196

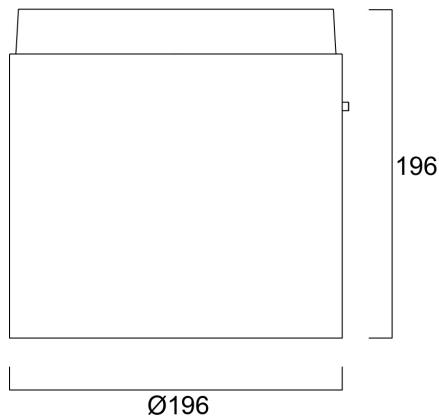
Concord



The Solstice 200 2250lm 940 DALI ST Surface Mounted is a high efficient DALI dimmable downlight luminaire, Colour rendering index Ra>90, Colour temperature: 4000K Neutral White, Class II, Overall dimensions: dia 196mm, height 196mm. The product includes Self Test ST converter LED PRO 202 MH/LiFePO4 50V (89800627)

Technical Assets

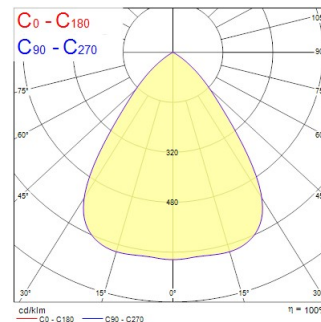
Dimensions (mm)



Photometrics

Distance [m]	Cone diameter [m]	Beam diameter [m]	Illuminance [lx]
0.5	0.78	0.78	5973
1.0	1.57	1.57	1489
1.5	2.35	2.35	664
2.0	3.14	3.14	373
2.5	3.92	3.92	239
3.0	4.70	4.70	166

Distance [m] Cone diameter [m] Illuminance [lx]
C0 - C180 (Half beam angle: 76.2°)



Solstice 200 2250lm 940 DALI ST Surface Mounted

Item No: 2070196

Concord

General data

Product name	Solstice 200 2250lm 940 DALI ST Surface Mounted
Technology	LED
Cap/Base	N/A
Housing	Aluminium, PC Polycarbonate
Mount	Ceiling surface mounting
Built in presence detector	NONE
General application	Hospitality, Office, Retail
Operating temperature range (°C)	5°C...+30°C
Performance ambient temperature Tq (°C)	30
Virtual assistant compatibility	N/A
ETIM Class	EC001744
E-number FI	4170408
Warranty	5 years

Optical data

Fixture luminous flux (lm)	2250
Luminaire efficacy (lm/W)	125
LOR (%)	100
Correlated colour temperature (k)	4000
Light colour	Neutral White
CRI (Ra)	90
Colour Consistency (SDCM)	3
Colour Variation Initial (SDCM)	SDCM3
Distribution type	Symmetric
Glare control	< 19
Photobiological Risk Group	RG0

Electrical data

Emergency type	
Emergency duration (h)	3
Total power consumption (W)	18
Supply current (A)	1
Primary Supply/Product voltage - min (V)	220.0
Primary Supply/Product voltage - max (V)	240.0
Lamp power factor	0.95
THD (at 230 V, 50 Hz, full load, at 100% dimming level) ≤ xx.x %	10
Electrical protection	Class I
Control gear required	No
Control gear type	LED driver constant current
Dimmable	Yes
Dimming method	DALI-2, Switch-dim (mains-rated)
Drive current (mA)	450
Inrush Current (A)	9.4
Inrush Duration (µs)	16
Energy Efficiency Class (A->G) of contained light source	C
Nominal Frequency (Hz)	50/60Hz
Max. products per 10A C Breaker	53
Max. products per 13A C Breaker	40
Max. products per 16A C Breaker	85
Max. products per 20A C Breaker	33
Max. products per 10A B Breaker	33
Max. products per 13A B Breaker	53
Max. products per 16A B Breaker	53
Max. products per 20A B Breaker	66
Connectable conductor cross section - Min (mm ²)	0.5
Connectable conductor cross section - Max (mm ²)	1.5

Solstice 200 2250lm 940 DALI ST Surface Mounted

Item No: 2070196

Concord

Lifetime data

Lifespan L70 B50	100000
Lifespan L80 B50	89000
Lifespan L90 B50	42000

Physical data

Housing colour	RAL 9016 - Traffic white / Bezel
IP rating	IP20
IK rating	IK02
Diffuser finish	Diffuse
Diffuser material	PC Polycarbonate
Reflector finish	High-gloss
Nominal Product Height (mm)	196
Nominal Product Diameter (mm)	196
Max. Lamp Diameter (mm) - D	196
Weight (kg)	2.94

Packaging

Product EAN number	5025768701964
Packaging single length / height (cm)	27.5
Packaging single width (cm)	27.5
Packaging single depth (cm)	26.5
DUN14 (inner)	05025768701964
Units per outer package	1
Packaging outer length / height (cm)	27.5
Packaging outer width (cm)	27.5
Packaging outer depth (cm)	26.5

Safety data

Glow Wire Test (°C)	850
Optimal operating condition (°C)	5-30