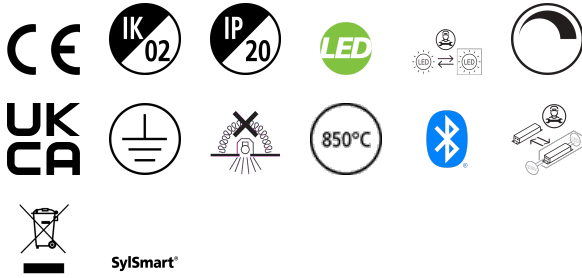


Solstice 200 1900 LUMI 940 SSC01D Surface Mounted

Item No: 2070210

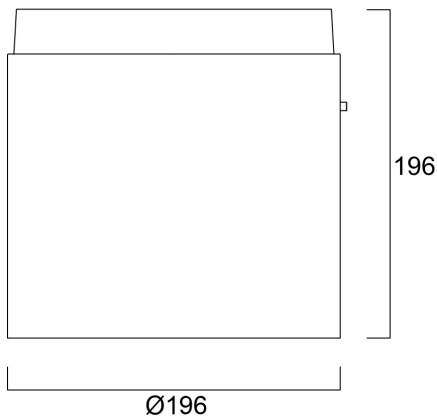
Concord



The Solstice 200 1900 LUMI 940 SSC Surface Mounted is LUMI DALI dimmable downlight luminaire, LUMI version with Colour rendering index Ra>95 , Colour temperature: 4000K Neutral White, Class II, Overall dimensions: dia 196mm, height 196mm. Finish Black reflector and Black housing.

Technical Assets

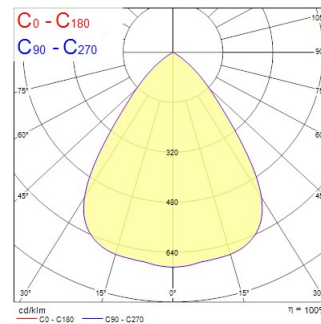
Dimensions (mm)



Photometrics

| Distance [m] | Cone diameter [m] | Beam diameter [m] | Beam angle [°] | Illuminance [lx] |
|--------------|-------------------|-------------------|----------------|------------------|
| 0.5 | 0.77 | 0.77 | 37.1° | 529 |
| 1.0 | 1.55 | 1.55 | 37.1° | 132 |
| 1.5 | 2.32 | 2.32 | 37.1° | 58 |
| 2.0 | 3.09 | 3.09 | 37.1° | 33 |
| 2.5 | 3.86 | 3.86 | 37.1° | 18 |
| 3.0 | 4.64 | 4.64 | 37.1° | 10 |

Distance [m] Cone diameter [m] Illuminance [lx]
C0 - C180 (Half beam angle: 75.4°)



Solstice 200 1900 LUMI 940 SSC01D Surface Mounted

Item No: 2070210

Concord

General data

| | |
|---|---|
| Product name | Solstice 200 1900 LUMI 940 SSC01D Surface Mounted |
| Technology | LED |
| Cap/Base | N/A |
| Housing | Aluminium, PC Polycarbonate |
| Mount | Ceiling surface mounting |
| Built in presence detector | NONE |
| General application | Hospitality, Office, Retail |
| Operating temperature range (°C) | 5°C...+35°C |
| Performance ambient temperature Tq (°C) | 35 |
| Virtual assistant compatibility | N/A |
| ETIM Class | EC001744 |
| E-number FI | 4170421 |
| Warranty | 5 years |

Optical data

| | |
|-----------------------------------|---------------|
| Fixture luminous flux (lm) | 1900 |
| Luminaire efficacy (lm/W) | 95 |
| LOR (%) | 100 |
| Correlated colour temperature (k) | 4000 |
| Light colour | Neutral White |
| CRI (Ra) | 95 |
| Colour Consistency (SDCM) | 3 |
| Colour Variation Initial (SDCM) | SDCM3 |
| Distribution type | Symmetric |
| Glare control | < 19 |
| Photobiological Risk Group | RG0 |

Electrical data

| | |
|--|-----------------------------|
| Emergency type | |
| Total power consumption (W) | 20 |
| Supply current (A) | 1 |
| Primary Supply/Product voltage - min (V) | 220.0 |
| Primary Supply/Product voltage - max (V) | 240.0 |
| Lamp power factor | 0.95 |
| THD (at 230 V, 50 Hz, full load, at 100% dimming level) ≤ xx.x % | 10 |
| Electrical protection | Class I |
| Control gear required | No |
| Control gear type | LED driver constant current |
| Dimmable | Yes |
| Dimming method | SylSmart Standalone (SSC) |
| Drive current (mA) | 540 |
| Inrush Current (A) | 20 |
| Inrush Duration (µs) | 220 |
| Energy Efficiency Class (A->G) of contained light source | E |
| Nominal Frequency (Hz) | 50/60Hz |
| Max. products per 10A C Breaker | 50 |
| Max. products per 13A C Breaker | 43 |
| Max. products per 16A C Breaker | 53 |
| Max. products per 20A C Breaker | 50 |
| Max. products per 10A B Breaker | 18 |
| Max. products per 13A B Breaker | 80 |
| Max. products per 16A B Breaker | 28 |
| Max. products per 20A B Breaker | 40 |
| Connectable conductor cross section - Min (mm ²) | 0.5 |
| Connectable conductor cross section - Max (mm ²) | 1.5 |

Solstice 200 1900 LUMI 940 SSC01D Surface Mounted

Item No: 2070210

Concord

Lifetime data

| | |
|------------------|--------|
| Lifespan L70 B50 | 100000 |
| Lifespan L80 B50 | 89000 |
| Lifespan L90 B50 | 42000 |

Physical data

| | |
|-------------------------------|----------------------------------|
| Housing colour | RAL 9016 - Traffic white / Bezel |
| IP rating | IP20 |
| IK rating | IK02 |
| Diffuser finish | Diffuse |
| Diffuser material | PC Polycarbonate |
| Reflector finish | High-gloss |
| Nominal Product Height (mm) | 196 |
| Nominal Product Diameter (mm) | 196 |
| Max. Lamp Diameter (mm) - D | 196 |
| Weight (kg) | 2.94 |

Packaging

| | |
|---------------------------------------|----------------|
| Product EAN number | 5025768702107 |
| Packaging single length / height (cm) | 27.5 |
| Packaging single width (cm) | 27.5 |
| Packaging single depth (cm) | 26.5 |
| DUN14 (inner) | 05025768702107 |
| Units per outer package | 1 |
| Packaging outer length / height (cm) | 27.5 |
| Packaging outer width (cm) | 27.5 |
| Packaging outer depth (cm) | 26.5 |

Safety data

| | |
|----------------------------------|------|
| Glow Wire Test (°C) | 850 |
| Optimal operating condition (°C) | 5-35 |