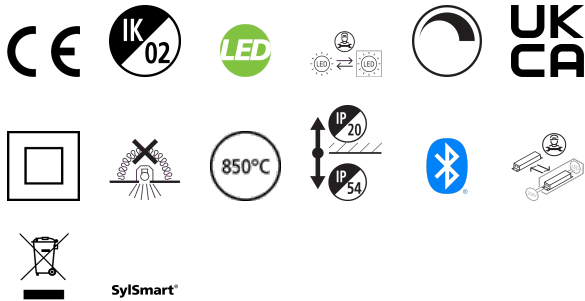


Solstice 250 2300lm 930 SSA01D

Item No: 2070295

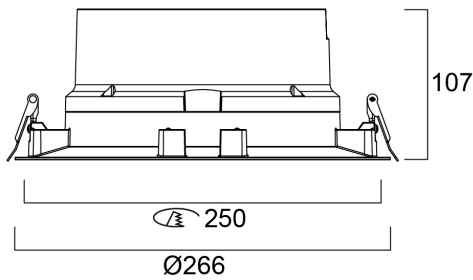
Concord



The Solstice 250 2300lm 930 SSA01D is a high efficient SSA dimmable downlight luminaire, Colour rendering index Ra>90, Colour temperature: 3000K Warm White, Class II, Protection rating IP40/IP20, Cut out dimensions: 250mm.

Technical Assets

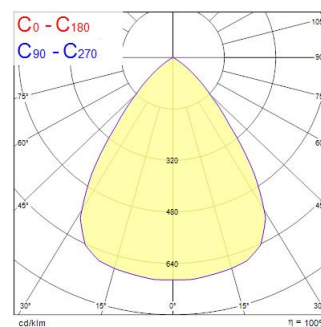
Dimensions (mm)



Photometrics

Distance [m]	Cone diameter [m]	Beam diameter [m]	Illuminance [lx]
0.5	0.77	0.77	837
1.0	1.55	1.55	209
1.5	2.32	2.32	93
2.0	3.09	3.09	46
2.5	3.86	3.86	29
3.0	4.64	4.64	19

Distance [m] Cone diameter [m] Beam diameter [m] Illuminance [lx]
 CO - C180 (Half beam angle: 75.4°)



Solstice 250 2300lm 930 SSA01D

Item No: 2070295

Concord

General data

Product name	Solstice 250 2300lm 930 SSA01D
Technology	LED
Cap/Base	N/A
Housing	Aluminium
Mount	Ceiling recessed mounting
Built in presence detector	NONE
General application	Hospitality, Office, Retail
Operating temperature range (°C)	-10°C...+40°C
Performance ambient temperature Tq (°C)	40
Virtual assistant compatibility	N/A
ETIM Class	EC001744
E-number FI	4275575
Warranty	5 years

Optical data

Fixture luminous flux (lm)	2300
Luminaire efficacy (lm/W)	135
LOR (%)	100
Correlated colour temperature (k)	3000
Light colour	Warm White
CRI (Ra)	90
Colour Consistency (SDCM)	3
Colour Variation Initial (SDCM)	SDCM3
Beam Angle (°)	70
Distribution type	Symmetric
Glare control	< 19
Photobiological Risk Group	RG1

Electrical data

Total power consumption (W)	17
Supply current (A)	20
Primary Supply/Product voltage - min (V)	220.0
Primary Supply/Product voltage - max (V)	240.0
Lamp power factor	0.95
THD (at 230 V, 50 Hz, full load, at 100% dimming level) ≤ xx.x %	10
Electrical protection	Class II
Control gear required	No
Control gear type	LED driver constant current
Dimmable	Yes
Dimming method	SylSmart Connected (SSA)
Minimum dimming level (%)	1
Drive current (mA)	450
Inrush Current (A)	20
Inrush Duration (µs)	141
Energy Efficiency Class (A->G) of contained light source	C
Nominal Frequency (Hz)	50/60Hz
LED Flickering Rate	Ultra low (5% or less)
Max. products per 10A C Breaker	31
Max. products per 13A C Breaker	40
Max. products per 16A C Breaker	10
Max. products per 20A C Breaker	66
Max. products per 10A B Breaker	19
Max. products per 13A B Breaker	24
Max. products per 16A B Breaker	16
Max. products per 20A B Breaker	40
Connectable conductor cross section - Min (mm ²)	0.5
Connectable conductor cross section - Max (mm ²)	2.5

Solstice 250 2300lm 930 SSA01D

Item No: 2070295

Concord

Lifetime data

Lifespan L70 B50	120000
Lifespan L80 B20	120000
Lifespan L80 B10	120000
Lifespan L90 B10	68000

Physical data

Housing colour	RAL 9016 - Traffic white / Bezel
IP rating	IP54/20
IK rating	IK02
Diffuser finish	Diffuse
Diffuser material	PC Polycarbonate
Reflector finish	High-gloss
Nominal Product Height (mm)	107
Nominal Product Diameter (mm)	266
Built-in diameter (mm)	250
Max. Lamp Diameter (mm) - D	266
Weight (kg)	1.8
Recessed Depth (mm)	150

Packaging

Product EAN number	5025768702954
Packaging single length / height (cm)	33.5
Packaging single width (cm)	33.5
Packaging single depth (cm)	15.3
DUN14 (inner)	05025768702954
Units per outer package	1
Packaging outer length / height (cm)	33.5
Packaging outer width (cm)	33.5
Packaging outer depth (cm)	15.3

Safety data

Glow Wire Test (°C)	850
Optimal operating condition (°C)	-10-40