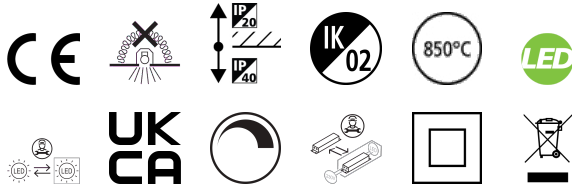


Solstice 200 2300lm 940 DALI SemiMatt White

Item No: 2070417

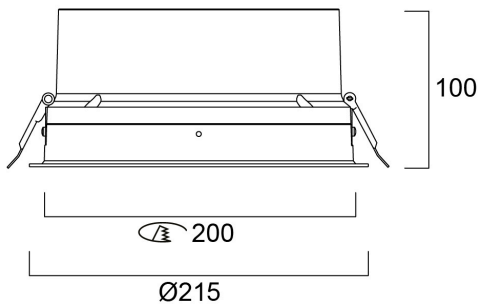
Concord



Solstice 200 2300lm 940 DALI SemiMatt White is an efficient DALI dimmable downlight luminaire with semi matt reflector and white bezel, Colour rendering index Ra>90, Colour temperature: 4000K Natural White, Class II, Protection rating IP40/IP20, Cut out dimensions: 150mm.

Technical Assets

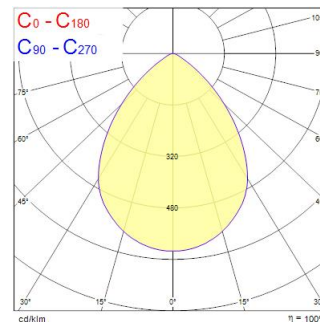
Dimensions (mm)



Photometrics

Distance [m]	Cone diameter [m]	Beam diameter [m]	Beam angle [°]	Illuminance [lx]
0.5	0.85	Ø171	40.3°	520
1.0	1.70	Ø171	40.3°	130
1.5	2.54	Ø171	40.3°	58
2.0	3.39	Ø171	40.3°	32
2.5	4.24	Ø171	40.3°	18
3.0	5.09	Ø171	40.3°	11

Distance [m] Cone diameter [m] Illuminance [lx]
C0 - C180 (Half beam angle: 80.6°)



Solstice 200 2300lm 940 DALI SemiMatt White

Item No: 2070417

Concord

General data

Product name	Solstice 200 2300lm 940 DALI SemiMatt White
Technology	LED
Cap/Base	N/A
Housing	Aluminium
Mount	Ceiling recessed mounting
Built in presence detector	NONE
General application	Hospitality, Office, Retail
Operating temperature range (°C)	-10°C...+40°C
Performance ambient temperature Tq (°C)	40
Virtual assistant compatibility	N/A
ETIM Class	EC001744
E-number FI	4170378
Warranty	5 years

Optical data

Fixture luminous flux (lm)	2100
Luminaire efficacy (lm/W)	141
LOR (%)	124
Correlated colour temperature (k)	4000
Light colour	Neutral White
CRI (Ra)	90
Colour Consistency (SDCM)	3
Colour Variation Initial (SDCM)	SDCM3
Beam Angle (°)	70
Distribution type	Symmetric
Glare control	< 19
Photobiological Risk Group	RG1

Electrical data

Total power consumption (W)	17
Supply current (A)	450
Primary Supply/Product voltage - min (V)	220.0
Primary Supply/Product voltage - max (V)	240.0
Lamp power factor	0.96
THD (at 230 V, 50 Hz, full load, at 100% dimming level) ≤ xx.x %	7
Electrical protection	Class II
Control gear required	No
Control gear type	LED driver constant current
Dimmable	Yes
Dimming method	DALI-2, Switch-dim (mains-rated)
Minimum dimming level (%)	1
Drive current (mA)	450
Inrush Current (A)	25
Inrush Duration (µs)	141
Energy Efficiency Class (A->G) of contained light source	C
Nominal Frequency (Hz)	50/60Hz
LED Flickering Rate	Ultra low (5% or less)
Max. products per 10A C Breaker	31
Max. products per 13A C Breaker	40
Max. products per 16A C Breaker	51
Max. products per 20A C Breaker	66
Max. products per 10A B Breaker	19
Max. products per 13A B Breaker	24
Max. products per 16A B Breaker	31
Max. products per 20A B Breaker	40
Connectable conductor cross section - Min (mm ²)	0.5
Connectable conductor cross section - Max (mm ²)	2.5

Solstice 200 2300lm 940 DALI SemiMatt White

Item No: 2070417

Concord

Lifetime data

Lifespan L70 B50	120000
Lifespan L80 B20	120000
Lifespan L80 B10	120000
Lifespan L90 B10	68000

Physical data

Housing colour	RAL 9016 - Traffic white / Bezel
IP rating	IP40/20
IK rating	IK02
Diffuser finish	Diffuse
Diffuser material	PC Polycarbonate
Reflector finish	Not Applicable
Nominal Product Height (mm)	100
Nominal Product Diameter (mm)	215
Built-in diameter (mm)	200
Max. Lamp Diameter (mm) - D	215
Weight (kg)	0.95
Recessed Depth (mm)	150

Packaging

Product EAN number	5025768704170
Packaging single length / height (cm)	30.3
Packaging single width (cm)	30.3
Packaging single depth (cm)	18.0
DUN14 (inner)	05025768704170
Units per outer package	1
Packaging outer length / height (cm)	30.3
Packaging outer width (cm)	30.3
Packaging outer depth (cm)	18.0

Safety data

Glow Wire Test (°C)	850
Optimal operating condition (°C)	-10-40